

DISCUSSION PAPER SERIES

No. 5219

SIGNAL ACCURACY AND INFORMATIONAL CASCADES

Ivan Pastine and Tuvana Pastine

INDUSTRIAL ORGANIZATION



Centre for Economic Policy Research

www.cepr.org

Available online at:

www.cepr.org/pubs/dps/DP5219.asp

SIGNAL ACCURACY AND INFORMATIONAL CASCADES

Ivan Pastine, University College Dublin and CEPR
Tuvana Pastine, NUI-Maynooth and CEPR

Discussion Paper No. 5219
September 2005

Centre for Economic Policy Research
90–98 Goswell Rd, London EC1V 7RR, UK
Tel: (44 20) 7878 2900, Fax: (44 20) 7878 2999
Email: cepr@cepr.org, Website: www.cepr.org

This Discussion Paper is issued under the auspices of the Centre's research programme in **INDUSTRIAL ORGANIZATION**. Any opinions expressed here are those of the author(s) and not those of the Centre for Economic Policy Research. Research disseminated by CEPR may include views on policy, but the Centre itself takes no institutional policy positions.

The Centre for Economic Policy Research was established in 1983 as a private educational charity, to promote independent analysis and public discussion of open economies and the relations among them. It is pluralist and non-partisan, bringing economic research to bear on the analysis of medium- and long-run policy questions. Institutional (core) finance for the Centre has been provided through major grants from the Economic and Social Research Council, under which an ESRC Resource Centre operates within CEPR; the Esmée Fairbairn Charitable Trust; and the Bank of England. These organizations do not give prior review to the Centre's publications, nor do they necessarily endorse the views expressed therein.

These Discussion Papers often represent preliminary or incomplete work, circulated to encourage discussion and comment. Citation and use of such a paper should take account of its provisional character.

Copyright: Ivan Pastine and Tuvana Pastine

September 2005

ABSTRACT

Signal Accuracy and Informational Cascades

In an observational learning environment, rational agents with incomplete information may mimic the actions of their predecessors even when their own signal suggests the opposite. This herding behaviour may lead the society to an inefficient outcome if the signals of the early movers happen to be incorrect. This paper analyses the effect of signal accuracy on the probability of an inefficient informational cascade. The literature so far has suggested that an increase in signal accuracy leads to a decline in the probability of inefficient herding, because the first movers are more likely to make the correct choice. Indeed, the simulation results in Bikhchandani, Hirshleifer and Welch (1992) support this proposition. This paper however shows this not to be the case in general. We present simulations that demonstrate that even a small departure from symmetry in signal accuracy may lead to non-monotonic results. An increase in signal accuracy may result in a higher likelihood of an inefficient cascade.

JEL Classification: D80 and D82

Keywords: herding and social learning

Ivan Pastine
Economics Department
University College Dublin, UCD
Belfield, Dublin 4
IRELAND

Tuvana Pastine
Economics Department
NUI, Maynooth
Co. Kildare
IRELAND

Tel: (353 1) 716 8386
Fax: (353 1) 283 0068
Email: ivan.pastine@ucd.ie

Tel: (353 1) 708 3934
Email: tuvana.pastine@nuim.ie

For further Discussion Papers by this author see:
www.cepr.org/pubs/new-dps/dplist.asp?authorid=138482

For further Discussion Papers by this author see:
www.cepr.org/pubs/new-dps/dplist.asp?authorid=138467

Submitted 13 August 2005

I. Introduction

Seminal work by Banerjee (1992) and Bikhchandani, Hirshleifer and Welch (1992) and Welch (1992) shows that it may be optimal for a rational agent with incomplete information to follow the actions of his predecessors even when his own private signal suggests the opposite. In the observational learning process, herding may lead society to a common action possibly leading to sudden booms and crashes¹. If the early movers' signals happen to be incorrect, the followers will be misled, resulting in an inefficient informational cascade². This paper analyzes the effect of signal accuracy on the probability of an inefficient informational cascade.

Herding may have dramatic consequences depending on the market we study³. Herding in the labor market may result in a prolonged period of unemployment of an individual if he initially turns out to be unlucky in a few job interviews. Herding among portfolio managers may result in an inefficient allocation of pension fund assets. Herding in R&D projects may result in delays in finding the cure for a fatal disease. In financial markets a sudden crash can have dramatic macroeconomic consequences. The analysis of the factors that affect the likelihood of inefficient cascades may be of interest in

¹While Banerjee (1992) and Bikhchandani, Hirshleifer and Welch (1992) have a predetermined sequence of moves in agents' decisions, Chamley and Gale (1994) endogenize the timing of moves and show that herding will eventually arise with probability one, resulting in either a boom or a collapse.

²In an informational cascade every subsequent agent makes the same choice independent of his private signal. Therefore private information is not conveyed to the market and social learning ceases.

³There are a wide variety of markets where herding may arise. Among others, see Scharfstein and Stein(1990), Devenow and Welch (1996), Avery and Zemsky(1998), Chari and Kehoe (2003), Chamley (2003) for analysis of herd behavior in financial markets, Neeman and Orosel (1999) for analysis in auctions, Morton and Williams (1999) for herding in a political economy framework and Choi, Dassiou and Gettings (2000), Kennedy (2002) and De Vany and Lee (2001) for herding in industrial organization frameworks.

helping to reduce the probability of such events. The Securities Act of 1933 and the Securities Exchange Act of 1934 were enacted in hopes of preventing catastrophic crashes like Black Thursday in 1929. Among other regulations, the acts require that investors receive financial information concerning securities being offered for public sale. In this paper we would like to study the effects of an improvement in signal accuracy, such as higher accounting standards, on the probability of an inefficient cascade.

The literature so far has suggested that an increase in signal accuracy leads to a decline in the probability of inefficient herding, because the first movers are more likely to make the correct choice. Indeed, the simulation results in Bikhchandani, Hirshleifer and Welch (1992) (henceforth BHW) are clearly in support of this proposition. This paper shows this not to be the case in general.

In BHW the agent receives a signal about the true value of the project, either good or bad. The signal is correct with probability p . Agents take the decision to invest or not. In the BHW framework an increase in signal accuracy p , always leads to a decrease in the probability of inefficient herding. In this paper, we consider the case where the signals do not have symmetric accuracy.

In general, the good signal and the bad signal do not necessarily need to be of the same accuracy. For instance, a good job candidate may come to a job interview on time with a 95 % probability and a bad candidate may be on time with an 85% probability. As long as the probabilities are different, promptness may be a useful signal of candidate quality. In the symmetric case, one forces the probability of the bad candidate being on time to be 5% given that the good candidate has a 95% chance of being on time. We show that even small departures from symmetry may lead to non-monotonic results. An increase in signal accuracy may result in a higher likelihood of an inefficient cascade.

II. Symmetric Signal Accuracy

In BHW the value of the project is either high or low with even prior probabilities. The gain to adopting is either 1 or 0 and the cost of adopting is $\frac{1}{2}$. Each risk-neutral agent receives a private, conditionally independent signal about the value of the investment project. An individual's signal is either h or ℓ . The signal is correct with probability p . For presentation purposes it will be convenient to add $\frac{1}{2}$ to each of these payoffs, converting the BHW problem into an equivalent payoff matrix. The agent faces two investment projects: The risky project yields either 1 or 0 and the safe project yields a safe return of $\frac{1}{2}$. The payoff matrix is then given by:

Table 1

	Risky Project	Safe Project
High State	1	$\frac{1}{2}$
Low State	0	$\frac{1}{2}$

ex ante Prob(High)=0.5

If the risky project is rejected, the safe project is adopted. There is a predetermined sequence moves and agents observe the actions of those ahead of them⁴. Agents follow Bayes' Rule in their learning process. Following BHW, when an agent is indifferent between the two projects he is assumed to randomize, choosing each project with 50% probability.⁵

The above described scenario is equivalent to the following: There are two urns; H and L. Each urn has some balls marked h and some balls marked ℓ . Urn L has a higher percentage of balls marked ℓ than urn H. In the BHW framework the percentage of correct balls in each urn, the signal accuracy p , is symmetric. That is, the percentage of h balls

⁴See Pastine (2005) for the effects of signal accuracy in an endogenous-timing framework.

⁵In laboratory experiments Anderson and Holt (1997) find that in situations where the subject is theoretically indifferent he typically goes with his own signal rather than randomizing. We have also run all the simulations under this assumption and the results are qualitatively unchanged.

in the H urn is equal to the percentage of ℓ balls in the L urn, and both are greater than 50%. Nature draws one urn with equal probabilities. Then all agents privately draw one ball from the same urn, with replacement.

The agent's problem is to determine which urn the ball comes from. The probabilistic nature of the outcome of observational learning suggests that an incorrect cascade may form. All newcomers may choose Urn L even when the correct Urn is H. In other words, the society may choose the safe project even though the true value of the risky project is high. The probability of an L cascade when the true state is H is referred to as the probability of an inefficient positive cascade. Likewise, the society may choose the risky project even though the true value of the risky project is low. The probability of an H cascade when the true state is L is referred to as the probability of an inefficient negative cascade. The inefficient cascade probability is simply given by the inefficient positive cascade probability and the inefficient negative cascade probability weighted by the *ex ante* probabilities of states H and L.

Figure 1 summarizes our replication of BHW's simulation.⁶ An increase in signal accuracy always leads to a decrease in the probability of inefficient herding since the early movers are more likely to take the correct action.

⁶All simulations in the paper are done with 10 million runs per data point. In all cases the 99% confidence intervals are less than the width of the symbols used to represent data points. We have created a Windows program which can be used to easily simulate a wide variety of BHW-based herding models. The software is self contained, requiring no additional programs, and can be downloaded from:
<http://www.ucd.ie/economic/staff/ipastine/herding.htm>

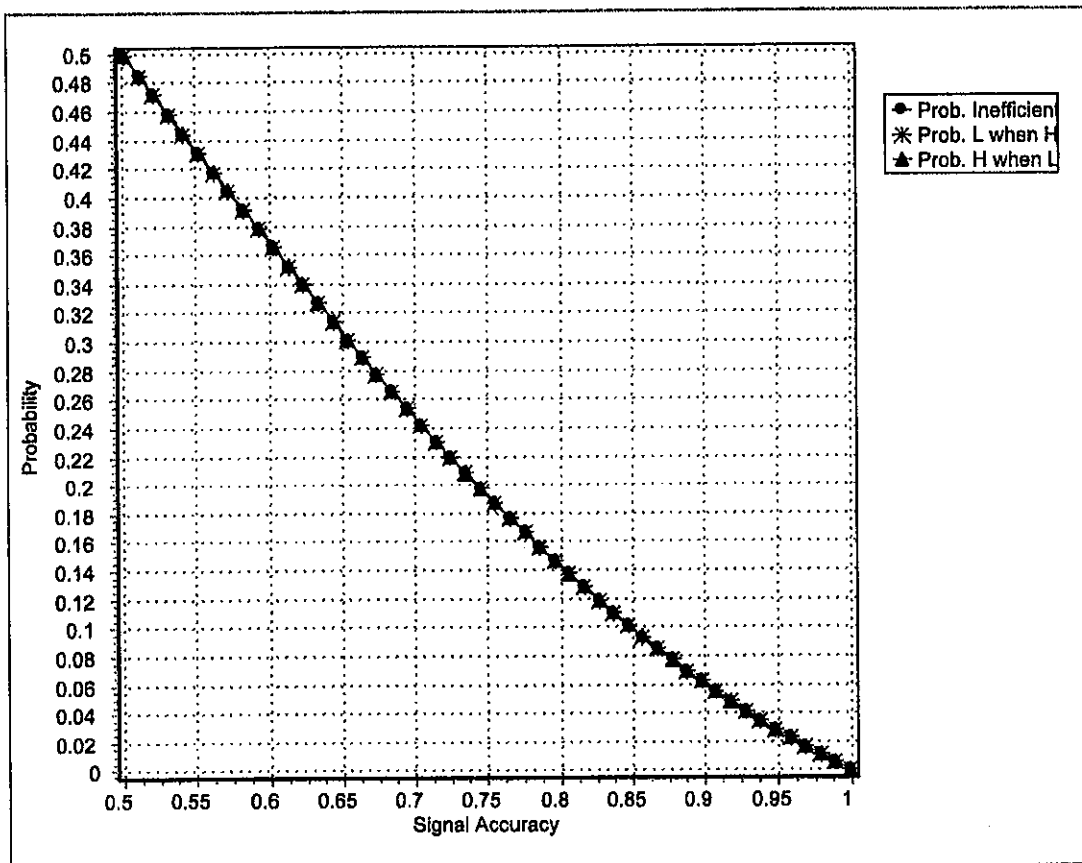


Figure 1

In this paper, we aim to show that this monotonicity result is not general. Even a small departure away from symmetry may lead to the violation of this result. The setup is symmetric, because: i) Signals h and l have the same accuracy. There are exactly the same percentile of correct balls in each urn. ii) The *ex ante* probabilities of high and low project values are even.

It will be useful to notice that here the probability of an inefficient cascade is equal to the probability of an inefficient positive cascade. It is also equal to the probability of an inefficient negative cascade. This is due to the symmetry of the framework.

III. Asymmetric Signal Accuracy

We would like to analyze the effect of an increase in signal accuracy on the probability of an inefficient cascade when signal accuracy is not symmetric. In the urn metaphor, asymmetric signal accuracy translates into asymmetric percentile of correct balls in each urn.⁷ p_h refers to the percentile of h balls in Urn H. It is equal to the probability of receiving signal h conditional on H, $\text{Prob}(h|H)$. p_ℓ refers to the percentile of ℓ balls in Urn L. It is equal to the probability of receiving signal ℓ conditional on L, $\text{Prob}(\ell|L)$. Figure 2 reports the simulation results for signal accuracy of h fixed at 70% varying the accuracy of signal ℓ .⁸ The payoff matrix and the *ex ante* probabilities are as in Table 1.

⁷To the best of our knowledge, the first examination of asymmetric signal accuracies in a herding context was the laboratory experiments of Anderson and Holt (1997).

⁸Fixing the accuracy of the h signal at any different level does not change the spirit of the results.

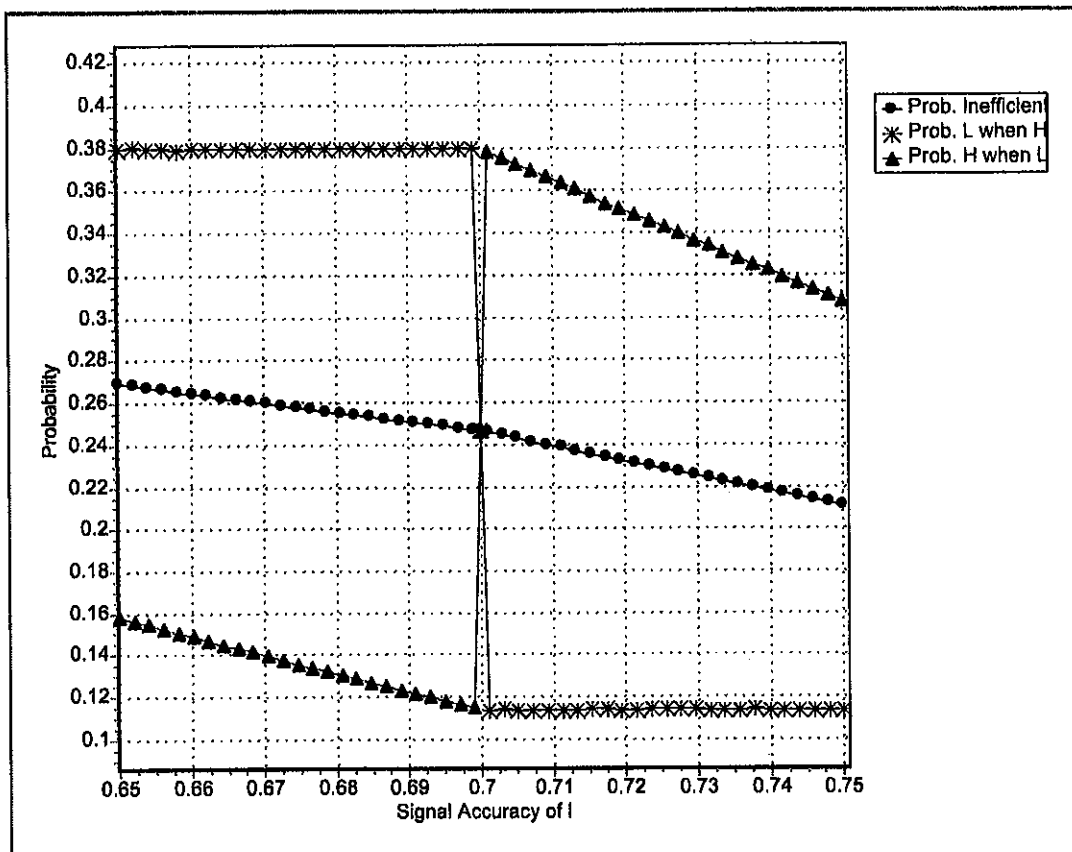


Figure 2

Figure 2 reports simulation results right around the point of symmetry. The three plots in the graph are the *ex ante* probability of an inefficient cascade, the probability of a positive inefficient cascade and the probability of a negative inefficient cascade.

In this example, the probability of an inefficient cascade is monotonic in signal accuracy. However, the probability of an inefficient positive cascade is not monotonic. The probability of an H cascade when the true state is L, decreases with an improvement in signal accuracy until the point of symmetry. Then it jumps up from 0.12 to 0.38. It then continues to decrease with an increase in accuracy. The probability of an L cascade when the true state is H also shows jumpy behavior. It decreases with an increase in signal accuracy until the point of symmetry. Then it drops down from 0.38 to 0.12.

Here is the key point to understanding what lies behind the jumps in the positive and negative inefficient cascade probabilities around the point of symmetry: When p_h and p_ℓ are symmetric, the second agent never herds. If the first and second signals are different, the second signal simply cancels out the first since they have equal accuracy. When there is asymmetry, however slight, signal h and signal ℓ do not cancel each other out because they have different weights in the updating process. Therefore herding can start earlier when signal accuracies are not symmetric.

When p_ℓ falls below p_h , if the first agent receives signal ℓ , the second agent already herds.⁹ Hence, there is a high probability of herding to L when true state is H. When p_ℓ rises above p_h , if the first agent receives signal h , the second agent already herds. Hence, there is a high probability of herding to H when true state is L. While the probability of an inefficient negative cascade is high when p_ℓ falls below p_h , the probability of an inefficient positive cascade is high when p_ℓ rises above p_h . And right at the point of symmetry they are equal. Hence we observe the two jumps in the Figure 2.

Numerically, examine the case where the signal accuracy of ℓ is just below the signal accuracy of h , $p_h=0.7$ and $p_\ell=0.699$. If the first mover chooses the risky investment, indicating that he has received signal h , the second agent will follow his own signal. He will choose the risky project if he receives signal h and he will choose the safe project if he receives signal ℓ . This is because the probability that the true value of the risky project is low conditional on an h signal and then an ℓ signal is greater than 0.5, it is given by:

$$\text{Prob}(L|h \text{ and } \ell) = \frac{p_\ell \text{Prob}(L|h)}{p_\ell \text{Prob}(L|h) + (1-p_h)(1-\text{Prob}(L|h))} \approx 0.500474 > 0.5$$

⁹Realize that the less accurate signal has a higher weight in the updating process. Staring out with even *ex ante* probabilities, when an agent receives signal h , he updates his belief that the project value is high from 0.5 to $\text{Prob}(H|h) =: p_h/(1+p_h-p_\ell)$. When the agent receives signal ℓ , he updates his belief that the project value is low from 0.5 to $\text{Prob}(L|\ell) =: p_\ell/(1+p_\ell-p_h)$. As long as $p_\ell < p_h$, $\text{Prob}(L|\ell) > \text{Prob}(H|h)$.

where

$$\text{Prob}(L|h) = \frac{(1/2)(1-p_\ell)}{(1/2)(1-p_\ell) + (1/2)p_h} \approx 0.3007$$

However if the first agent receives ℓ , the second agent will choose the safe project even if he receives signal h . The second agent will already herd. The probability that the true value of the risky project is high conditional on an ℓ signal and then an h signal is less than 0.5. It is given by:

$$\text{Prob}(H|\ell \text{ and } h) = \frac{p_h \text{Prob}(H|\ell)}{p_h \text{Prob}(H|\ell) + (1-p_\ell)(1-\text{Prob}(H|\ell))} = 0.4995 < 0.5$$

where

$$\text{Prob}(H|\ell) = \frac{(1/2)(1-p_h)}{(1/2)(1-p_h) + (1/2)p_\ell} \approx 0.3003$$

When the accuracy of ℓ falls below the accuracy of h , the second agent mimics the first mover if the first mover has received signal ℓ . He does not go against his own signal if the first mover has received signal h . Therefore the probability of an incorrect L cascade is high.

When the signal accuracy of ℓ is just above the signal accuracy of h , $p_h=0.7$ and $p_\ell=7.001$, we have the opposite situation. If the first mover chooses the safe investment, the second agent will follow his own signal. However if the first agent receives signal h , the second agent will choose the risky project even if he receives signal ℓ . The probability that the true value of the risky project is high conditional on an h and then an ℓ signal is 0.5004778. A positive information cascade starts right away with the second agent if the first agent receives signal h . Therefore the probability of an incorrect H cascade is high. At the point of symmetry where $p_\ell=0.7$, the probability of an incorrect H cascade is equal to the probability of an incorrect L cascade. This is why we observe the jumps in Figure 2.

While our primary purpose here is to analyze the overall probability of an inefficient cascade, it is worth noting that in many markets the primary interest is in the probability of either inefficient positive or negative cascades. In many situations analyzed using herding models there are important externalities from the market to society at large. Bank panics, capital flight and stock market crashes have external consequences which may induce a social planner to place a greater weight on inefficient negative cascades rather than on inefficient positive cascades. In other markets the party designing the structure of the market may not have an incentive to weigh all market participants equally. In the IPO market, for example, the features of the market are not controlled by a central planner, but rather by the firms offering companies for public sale. These companies may try to increase the probability of an H outcome, whether efficient or not.

We have now established the main building blocks for understanding why an increase in signal accuracy can lead to an increase in the probability of inefficient herding. Below we show a straight forward example where the probability of an inefficient cascade is non-monotonic in signal accuracy.

IV. Inefficient Cascade Probabilities

As discussed above, the probability of an inefficient positive cascade can be non-monotonic in signal accuracy. Since the inefficient cascade probability is given by the inefficient positive cascade probability and the inefficient negative cascade probability weighted by the *ex ante* probabilities of state H and state L, the inefficient cascade

probability itself may be non-monotonic in signal accuracy when we have uneven *ex ante* probabilities. Here is a new payoff matrix:

Table 2

	Risky Project	Safe Project
High State	2	1/2
Low State	0	1/2

ex ante Prob(High)= 0.25

The *ex ante* expected value from the risky project is still equal to the expected value from the safe project. But now the risky project is more risky than before. If we constrain the accuracy of signal h be equal to the accuracy of signal ℓ , we still get the same monotonicity result as in BHW with equal negative and positive incorrect cascade probabilities. Now let us fix the signal accuracy of h , but vary the signal accuracy of ℓ . Figure 3 summarizes the simulation results for $p_h=0.7$.¹⁰

¹⁰Once again, fixing the accuracy of the h signal at any different level does not change the spirit of the results.

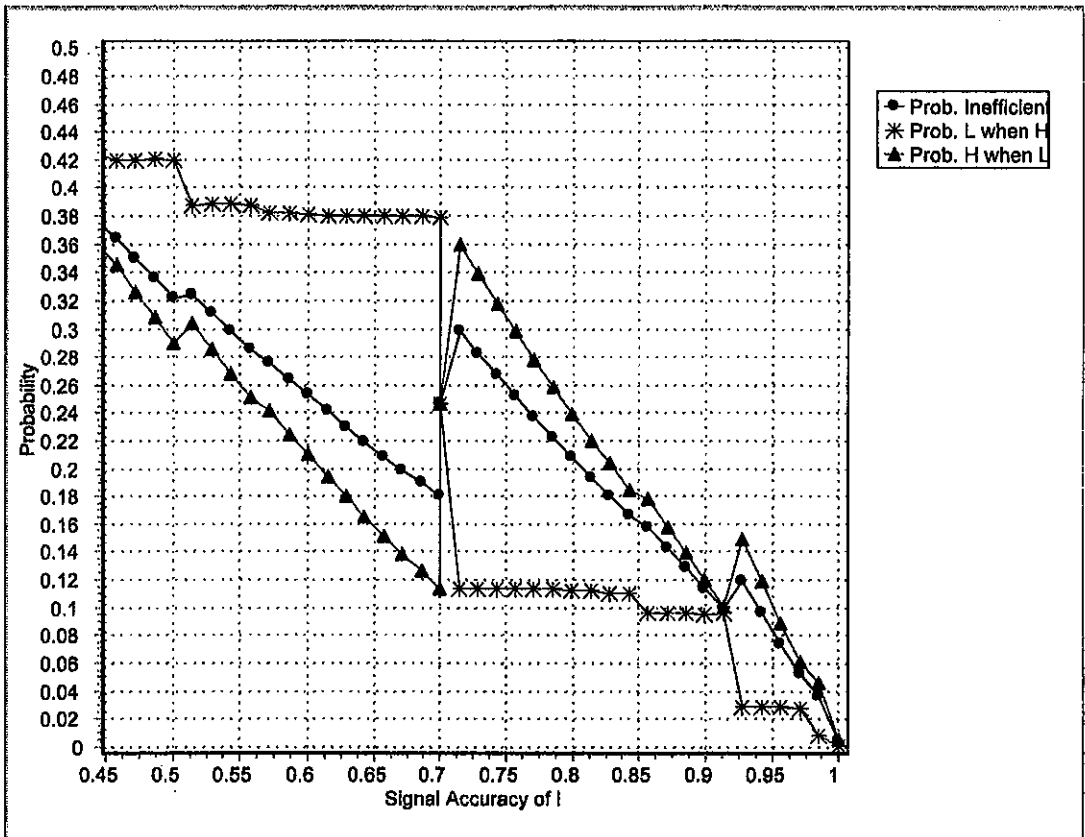


Figure 3

The probability of an inefficient cascade is clearly non-monotonic in signal accuracy. It jumps up at three levels of signal accuracy: At the 0.505 level, at 0.7 (the point of symmetry), and at the 0.9275 level. Before explaining the particularities of these levels of accuracy, let us gain some intuition into the jaggedness of the plots. The non-monotonicity of the probabilities presents itself as plots with sudden jumps up and down rather than as differentiable graphs. This is due to the binary nature of the problem the agent faces. The agent decides whether to follow his own signal or to go against his own signal. As the signal accuracy improves in a continuous scale the expected value of each of these options changes continuously, but the agent's decision switches from one to the other in a discrete jump.

At the point of symmetry we have the same sort of dynamics as in the previous case. When p_i is just below p_h , the second agent always herds when the first agent chooses L. Hence the probability of an inefficient L cascade is high. When p_i is just above p_h , the second agent always herds when the first agent chooses H. Hence the probability of an inefficient H cascade is high. Right at the point of symmetry the negative and positive cascade probabilities are equal. Hence, we observe the inefficient positive cascade probability jumping up and the inefficient negative cascade probability jumping down. Since the *ex ante* probability of L is 0.75, the positive cascade probability has a higher weight in the *ex ante* inefficient cascade probability. At the point of symmetry the probability of an inefficient cascade jumps up from 0.18 to 0.30.

Let's now examine the jump at 0.505. Set signal p_i at 0.5 - just below 0.505. Imagine four agents in the following sequence of actions: H,L,H,H. At this level of signal accuracy none of these agents herd. Their actions do reflect their private signals. Having observed this sequence, it is optimal for the fifth agent not to herd. He will follow his own signal. But when we set the accuracy at 0.51 - just above 0.505 - having observed the same sequence (and once again at this level of accuracy the actions of the four agents do reflect their private signals) it is optimal for the fifth agent to herd to H. Therefore, just past the 0.505 level, the probability of an inefficient H cascade jumps up. And the probability of an inefficient L cascade jumps down. The weighted average, the probability of an inefficient cascade jumps up from 0.32 to 0.335. There are of course many alternative sequences of signals one can observe before herding starts. The discontinuities in the probabilities arise at points where small changes in parameters

switch agents in some sequence from one action to the other. The size of the discontinuity is then related to the likelihood of that sequence.¹¹

A third jump up in the probability of an inefficient cascade is at the accuracy level 0.927. If the accuracy level is in the neighborhood of 0.927 the second agent goes with his own signal when he observes the first agent pick L. If the third agent observes the sequence L and L, he will go with his own signal if the signal accuracy of ℓ is just above 0.927. But he will herd to L if the accuracy is just below 0.927. Hence as the signal accuracy improves from 0.927, the probability of an incorrect L cascade jumps down. At the same time the probability of an incorrect H cascade jumps up. The net effect on the probability of an inefficient cascade is a jump up.

V. Conclusion

The general impression in the literature so far is that an increase in signal accuracy leads to a decline in the probability of inefficient herding. Indeed, the simulation results within a symmetric framework in BHW support of this proposition. However, this paper shows that the probability of an inefficient cascade may go down with signal accuracy when the signals are of asymmetric accuracy. In fact, signals are typically of different accuracies.

For instance, a good job candidate has a high probability of successfully presenting himself in an office meeting. A bad candidate has a lower probability of successfully presenting himself. Now imagine, schools stop training bad candidates for presentation skills. This new policy leads to a decline in the probability of the bad candidate successfully presenting himself. The signal accuracy of a bad candidate goes

¹¹This suggests that the results would be stronger in models where there are relatively few pre-herding sequences that arise in practice. This feature is typical of models with exogenous timing. Typically in models with endogenous timing, such as Chamley and Gale (1994), large numbers of agents invest before herding commences so the likelihood of any particular sequence of decisions will be small. Nevertheless, Pastine (2005) shows that similar non-monotonicity results can arise in these frameworks as well.

up. So the informational value of a good presentation increases. As the signal accuracy goes up, the probability that a bad candidate gets a job offer due to potential employers' herding¹² may go down or up. This can be for instance represented in Table 2. The safe project is to hire an adjunct professor with a payoff $\frac{1}{2}$. The risky project is to hire a tenure-track professor with either a 2 or a 0 payoff. See Figure 3 for p_h fixed and p_t varying. An increase in p_t can lead to an increase in the probability of an inefficient positive cascade (hiring a bad candidate).

A similar argument can be made for higher accounting standards which might be instituted to help reduce the probability of inefficient herding. The paper suggests that jumping into a policy debate with the conviction that improved standards would always reduce the likelihood of inefficient cascades might be misleading. With improved standards, it would be more likely to observe a bad report for a bad firm ($p_t \downarrow$). This leads to the decrease of the probability of investing in a bad firm. But when a good report is observed, herding may start early since one would put more informational weight on a good report. This leads to the increase in the probability of investing in a bad firm. The second effect may overwhelm the first depending on the initial levels of signal accuracy.

¹²See Hung and Plott (2001) for information cascades in sequential voting.

References

- Anderson, L. R. and C. A. Holt (1997): "Information Cascades in the Laboratory", *American Economic Review*, December, 847-862.
- Avery, C. and P. Zemsky (1998): "Multidimensional Uncertainty and Herd Behavior in Financial Markets", *American Economic Review*, 88(4), 724-748.
- Banerjee, V. A. (1992), "A Simple Model of Herd Behavior," *Quarterly Journal of Economics*, 107:3, 797-818.
- Bikhchandani, S., D. Hirshleifer and I. Welch (1992): "A Theory of Fads, Fashion, Custom, and Cultural Change as Informational Cascades," *Journal of Political Economy*, 100:5, 992-1026.
- Chamley, C. (2003): "Dynamic Speculative Attacks", *American Economic Review*, 93, No.3, 603-621.
- Chamley, C. and D. Gale (1994): "Information Revelation and Strategic Delay in a Model of Investment," *Econometrica*, 62, No.5, 1065-1085.
- Chari, V. V. and P. Kehoe (2003): "Hot Money", *Journal of Political Economy*, 111, No. 6, 1262-1292.
- Choi, C. J., X. Dassiou and S. Gettings (2000): "Herding Behavior and the Size of Customer Base as a Commitment to Quality," *Economica*, 67, 375-398.
- De Vany, A. and C. Lee (2001): "Quality Signals in Information Cascades and the Distribution of Motion Picture Box Office Revenues," *Journal of Economic Dynamics and Control*, 25:3-4, 593-614.
- Devenow, A. and I. Welch (1996): "Rational Herding in Financial Economics," *European Economic Review*, 40, 603-615.
- Hung, A. and C.R. Plott (2001): Information Cascades: Replication and Extension to Majority Rule and Conformity Rewarding Institutions," *American Economic Review*, 91, 1508-1520.
- Kennedy, R.E. (2002): "Strategy Fads and Competitive Convergence: An Empirical Test for Herd Behavior in Prime-time Television Programming," *Journal of Industrial Economics*, 50(1), 57-84.
- Morton, R. B. and K. C. Williams (1999): "Informational Asymmetries and Simultaneous versus Sequential Voting," *American Political Science Review*, 93(1), 51-68.
- Neeman, Z. and G. O. Orosel (1999): "Herding and the Winner's Curse in Markets with Sequential Bids", *Journal of Economic Theory*, 85(1), 91-121.
- Nelson, L. (2002): "Persistence and Reversal on Herd Behavior: Theory and Application to the Decision to Go Public," *The Review of Financial Studies*, 15, No.1, 65-95.

- Pastine, T. (2005): "Social Learning in Continuous Time: When are Informational Cascades More Likely to be Inefficient?", CEPR Discussion Paper 5120.
- Scharfstein, D. and J. Stein (1990): "Herd Behavior and Investment", *American Economic Review*, 80(3), 465-479.
- Welch, I. (1992): "Sequential Sales, Learning and Cascades," *The Journal of Finance*, 47(2), 695-732.